


PCB 继电器 4078系列产品规格书

- Small size and low cost
- DIP standard terminals
- Sealed type available
- Size 20.5mm*10mm*11.8mm (长*宽*高)



ORDERING CODE 订购代码

声明:本产品规格书仅供客户使用时参考,如有更改,恕不另行通知。

TF - 4078	— 2C	— 12V
1	2	3
1.Relay Model 继电器型号 TF-4078	2. 触点转换形式 Z: Form C; H: Form A; D: Form B	3.Coil Nominal Voltage 线圈额定电压 3,5,6,9,12,24,48VDC

COIL DATA 线圈参数 (at 20°C)

Nominal Voltage 额定电压 (VDC)	3	5	6	9	12	24	48	0.15W
Coil Resistance 线圈阻值 ($\Omega \pm 10\%$)	60	167	240	540	960	/	/	
Rated Current 额定电流 (mA)	50	29.9	25	16.7	12.5	/	/	
Max Operate Voltage 最大吸合电压 (VDC)	2.4	4	4.8	7.2	9.6	/	/	
Min Release Voltage 最小释放电压 (VDC)	0.15	0.25	0.3	0.45	0.6	/	/	0.2W
Coil Resistance 线圈阻值 ($\Omega \pm 10\%$)	45	125	180	405	720	2880	/	
Rated Current 额定电流 (mA)	66.7	40	33.3	22.2	16.7	8.3	/	
Max Operate Voltage 最大吸合电压 (VDC)	2.25	3.75	4.5	6.75	9	18	/	
Min Release Voltage 最小释放电压 (VDC)	0.3	0.5	0.6	0.9	1.2	2.4	/	0.36W
Coil Resistance 线圈阻值 ($\Omega \pm 10\%$)	25	70	100	220	400	1600	6400	
Rated Current 额定电流 (mA)	120	72	60	40	30	15	85	
Max Operate Voltage 最大吸合电压 (VDC)	2.25	3.75	4.5	6.75	9	18	36	
Min Release Voltage 最小释放电压 (VDC)	0.3	0.5	0.6	0.9	1.2	2.4	4.8	
Max Applicable Voltage 最大过载电压	70°C时额定电压的 130%, 23°C时额定电压的 170%							

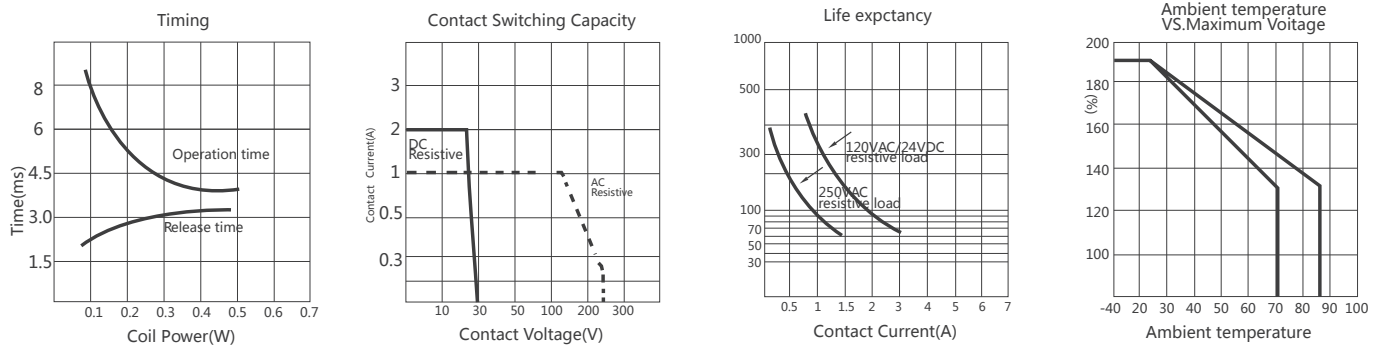
CONTACT DATA 触点参数

Contact Form 触点形式	2Z
Contact Material 触点材料	Silver Alloy
Load 负载	Resistive load(COS Φ =1)
Contact Ratings 触点负载	1A 125VAC/2A 24VDC
Minimum load 最小负载	1mA 5VDC
Max Switching Voltage 最大转换电压	240VAC/60VDC
Max Switching Current 最大转换电流	2A
Max Switching Power 最大转换功率	125VA/48W
Contact Resistance 接触电阻	100m Ω Max at 6VDC 1A
Life Expectancy 寿命	Electrical 电气寿命: 100,000 Operations(at30Operations/minute)
	Mechanical 机械寿命: 10,000,000 Operations(at300Operations/minute)

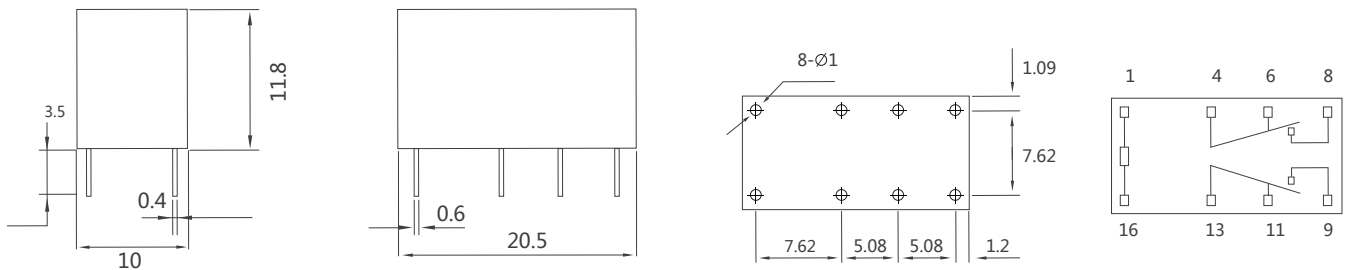
CHARACTERISTICS DATA 性能参数

Insulation Resistance 绝缘阻值	100MΩMin at 500VDC
Dielectric Strength Between Open Contacts 触点间耐压	500VAC(for one minute)
Between Contacts and coil 触点与线圈间耐压	1000VAC(for one minute)
Operate Time 吸合时间	8ms
Release Time 释放时间	4ms
Temperature Range 环境温度	-30°C to+85°C
Shock Resistance 冲击	Operating Extremes 动作极限: 10G
	Damage Limits 破坏极限: 50G
Vibration Resistance 振动	10-55Hz, 1.5mm
Max. switching frequency 最大转换频率	Mechanical:18,000operations/hr
	Electrical:1,800operations/hr
Humidity 湿度	40-85%
Weight 重量	Approx 5g

ENGINEERING DATA 设计参数



OVERALL AND MOUNTING DIMENSIONS 安装图



安装图

接线图

备注: 1) 产品部分外形尺寸中未注尺寸公差: 当外形尺寸 $\leq 1\text{mm}$ 时, 公差为 $\pm 0.2\text{mm}$;
当外形尺寸在 $1\sim 5\text{mm}$ 时, 公差为 $\pm 0.3\text{mm}$;
当外形尺寸 $> 5\text{mm}$ 时, 公差为 $\pm 0.4\text{mm}$ 。2) 安装孔尺寸中未注尺寸公差均为 $\pm 0.1\text{mm}$ 。

其他 Others

1、规格书内的各项性能参数是基于标准测试条件下测得的初始值。

All the performance data listed in the datasheet are the initial values tested under standard testing condition.

2、非塑封继电器需要防止助焊剂或污染物进入继电器。

Unsealed relays should be hand soldered to avoid flux contamination of the relay.

3、避免在强磁场条件下使用继电器，外界强磁场会造成继电器动作和释放等参数发生变化。

To avoid using relays under strong magnetic field because it will change the parameters of relay such as pull-in and drop-out voltage.

4、为了保持继电器的性能，请注意不要使继电器掉落或受到强冲击。掉落后的继电器建议不再使用。

To maintain the performances of relays, please do not make the relay drop or be shocked strongly. Suggest that the relays dropped not be used.